

Social enterprises in 2023

Social enterprises

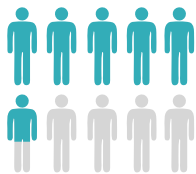
0.7 thousand

number of non-governmental organizations and cooperatives with social enterprise status

Work

8.6 thousand

employed on the basis of employment^a



54.1%

people from groups at risk of social exclusion

Employment of people at risk of social exclusion^a

persons with disability **2.3 thousand**

unemployed **1.6 thousand**

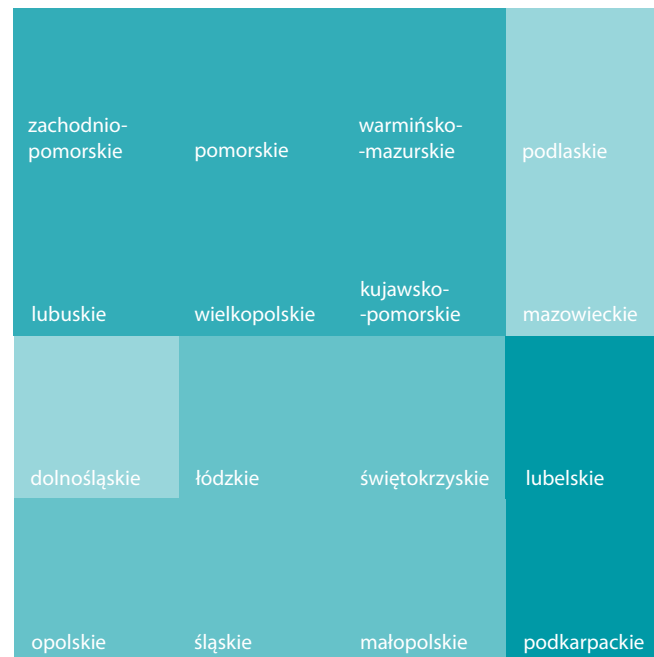
other persons at risk of social exclusion **0.7 thousand**

Revenues and their sources

1.2 bn PLN

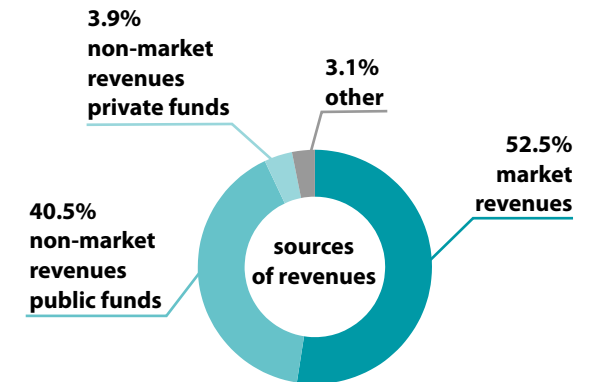
total revenues obtained by social enterprises

Social enterprises by voivodeships



Social enterprise per 100 thousand population

3.1 and more 2.1–3.0 1.1–2.0 1.0 and less



Economic activity

83.9%

social enterprises conducted economic activities

Main type of economic activity (in %)

19.0%

accommodation and food service activities

14.5%

administrative and support service activities

11.6%

education

^a As of December 31.

The data covers only non-governmental organisations and social economy cooperatives and does not include companies with social enterprise status.